


The background of the entire page is a close-up photograph of numerous water droplets of various sizes on a dark, textured surface. The droplets are highly reflective, showing highlights and creating a sense of depth. The overall color palette is dark, with shades of blue, grey, and black, accented by the bright highlights on the water droplets.

ULTRA[®] FLEX

High Performance Liquid
Waterproofing System

PROPERTIES	VALUES	METHOD
Specific Gravity (kg/m ³)	1.320 ~1.420	DIN 53 217
Viscosity at 23°C	2.650 cps	ASTM D2196-86
Dry Extract	> 90	EN 1768
Flash Point (°C)	42°C	ASTM D93
Ashes at 450°C % Weight	42~47%	EN 1879
Temperature	2°C and rising and not exceeding 30°C	
Hardness Shore A at 23°C	C > 75	
Tensile Strength	Reinforced with Ultraflex matting >10MPa*	
Dry Time	2-8 hours. Fully trafficable 24 hours	
Overcoat Time	± 5 ~ ± 48 hours	
Tensile Strength	7MPa	
Elongation	Reinforced with Ultraflex matting >100MPa*	
Water Vapour Resistance	μ = 2.500	
Concrete Adherence	> 2 MPa	
Fire Rating	Broof T4	

*UN-REINFORCED. Tensile strenght >3MPa. Elongation >400%



ULTRATOP | ULTRATOP is a glossy protection layer for Ultraflex on flat roofs and maintenance strips. For balconies, walkways and areas with standing water use **Ultratop WR**.

Yield	±150 g/m2/coat
Tack Free Time At 230c	±25 minutes
Recoat Time At 230c	1~48 hours
Application Method	by brush, roller or "airless" equipment
Coverage Per Drum	30 sqm

* Standard colour anthracite grey RAL: 7043. Other colours available subject to minimum quantity and longer lead time.



BENEFITS



- BBA certified for life in excess of 25 years.
- NHBC and Green Roof Approval.
- Ultraflex can be used on new or existing roofs, walkways, balconies, gutters, etc.
- Ready to use straight out of the tin, application with solvent resistant roller.
- Use fully reinforced with Ultraflex matting ensures easy 'wet on wet' application.
- Can be used all year round – moisture curing.
- Fully trafficable when cured.
- Instantly rain resistant once the matting is encapsulated.
- Once installed, forms a seamless membrane.
- Excellent adhesion to different substrates: OSB3, timber, bitumen membranes, asphalt, metals, brick, concrete, etc.
- Fresh concrete must be cured for 28 days.
- **On EPDM and TPO it is recommended to install a patch test to check compatibility.**
- **Do not use silicone sealants. Always use ULTRAFLEX sealant or other compatible PU based mastics.**
- Additives available. Add TIXAL to assist application on vertical areas such as box gutters and parapet walls or QUICK-CURE to speed up the process and complete the job in one day, including topcoat.

APPLICATION INSTRUCTIONS

- 1 | Apply when ambient temperature is minimum of 2 degrees and rising and not exceeding 30°C.
- 2 | Ensure substrate is in good condition, dry, clean and free from dust, moss or lichen.
- 3 | All edge trims to be fixed to substrate prior to application of Ultraflex.
- 4 | Ultraflex is self-terminating, if brickwork is in good condition, strike a line using tape on the brickwork to coat up to (important: when the Ultraflex has been installed ensure the tape is pulled before the Ultraflex is dry). If the brickwork is in poor condition a termination bar or flashing is required.
- 5 | Open tin and mix thoroughly before using.
- 6 | Apply Ultraflex straight out of the can onto the substrate using a solvent resistant roller. Dry roll Ultraflex matting into the product until the Ultraflex is drawn through, then immediately apply another coat of Ultraflex ensuring the matting is fully embedded avoiding any pinholes.
- 7 | It is advised to start with the perimeter, all detail work including upstands to a minimum of 150mm (if possible), ensuring the matting overlaps any trims (including fixings) / joints / change of material by 50mm.
- 8 | Infill the remaining field area using the same method as above using Ultraflex matting, at a minimum coverage rate of 1.5kg per m². The whole area including trims must be coated to form a continuous seamless membrane. Please take time to make sure no pin holes exist. Drying time will be approx. 2-8 hours depending on weather, fully cured in 24 hours.

Coverage: A drum of Ultraflex will cover 8 to 10 sqm depending on the surface. Please note this coverage may be affected by the contractor experience in applying the Ultraflex system.

- 9 | **ULTRATOP:** To finish, apply a layer of Ultratop topcoat for a glossy finish and official guarantee once the ultraflex is fully cured and no later than 48 hours after Ultraflex application.


For walkways and balconies or areas with standing water we recommend applying a layer of **Ultratop WR** to finish. **Ultratop WR** is a very hard wearing topcoat designed for heavy foot traffic and fully submersible.

STORAGE

- Store unopened in original container in a cool dry place within 5°C – 25°C, out of direct sunlight.
- Protect from frost. Keep away from sources of ignition.
- For transportation purposes ensure that product is upright and the lid fully closed.
- Any unused material can be kept for weeks by storing the product in an air tight container.
- **SHELF LIFE:** Expires after 12 months, at temperatures between 5° C and 35°.

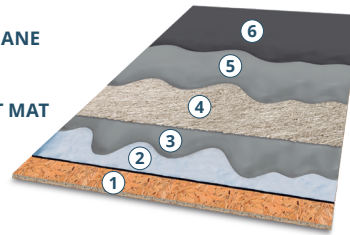
OSB ROOF

- ① OSB
- ② ULTRAFLEX
- ③ REINFORCEMENT MAT
- ④ ULTRAFLEX
- ⑤ ULTRATOP



COLD ROOF - CARRIER MEMBRANE

- ① OSB
- ② CARRIER MEMBRANE & PRIMER
- ③ ULTRAFLEX
- ④ REINFORCEMENT MAT
- ⑤ ULTRAFLEX
- ⑥ ULTRATOP



***When applying Ultraflex on a OSB cold roof, please ensure there is sufficient ventilation within the roof structure to avoid moisture and condensation damaging the support. If you are unsure about the ventilation we recommend installing our metal-lined self-adhesive VCL directly onto the support.


CORRUGATED SHEET

- ① ASBESTOS ROOF
- ② ULTRAFLEX
- ③ REINFORCEMENT MAT (joints only)
- ④ ULTRAFLEX
- ⑤ ULTRATOP




OVERLAY

- ① BITUMEN MEMBRANE
- ② ULTRAFLEX
- ③ REINFORCEMENT MAT
- ④ ULTRAFLEX
- ⑤ ULTRATOP




WARM ROOF

- ① OSB
- ② VCL
- ③ PIR INSULATION
- ④ CARRIER MEMBRANE & PRIMER
- ⑤ ULTRAFLEX
- ⑥ REINFORCEMENT MAT
- ⑦ ULTRAFLEX
- ⑧ ULTRATOP



CONCRETE ROOF

- ① CONCRETE
- ② ULTRAFLEX
- ③ REINFORCEMENT MAT
- ④ ULTRAFLEX
- ⑤ ULTRATOP




GREEN ROOF

- ① SUBSTRATE
- ② PRIMER
- ③ ULTRAFLEX
- ④ REINFORCEMENT MAT
- ⑤ ULTRAFLEX
- ⑥ GEOTEXTILE
- ⑦ XPL INSULATION
- ⑧ DRAINAGE LAYER
- ⑨ SEDUM BLANQUET



BALCONY

- ① CONCRETE
- ② PRIMER
- ③ ULTRAFLEX
- ④ REINFORCEMENT MAT
- ⑤ ULTRAFLEX
- ⑥ ULTRATOP WR



**ULTRA
FLEX**



Distributed by SRS Flat Roof Centre Ltd

www.srsroofsystems.com
info@srsroofsystems.com



**EAGLE
GROUP**

Distributed by SRS

T: 01628 476040

Unit A6, Rose Industrial Estate
Marlow SL7 3ND